



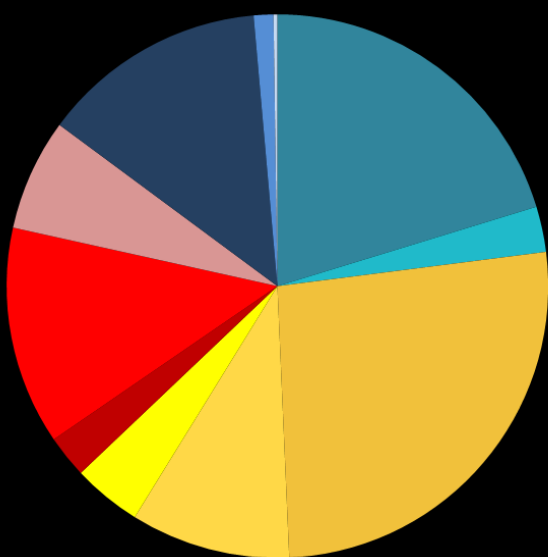
# MARY MACKILLOP LIBRARY

STATISTICS JAN-OCT 2016

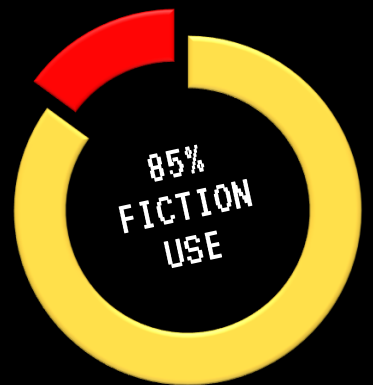
41181

YTD TOTAL INTERACTIONS

13.71%  
OF SCHOOL SERVICED EVERYDAY



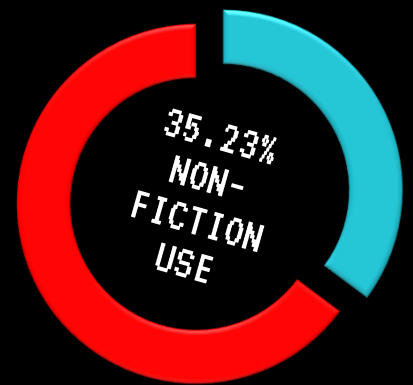
- FICTION
- SENIOR FICTION
- NON-FICTION
- ENGLISH CS
- LOAN ISSUE
- DVD
- CLICKVIEW
- DEPARTMENT
- TUBS
- EPLATFORM
- E-STAX




85%  
FICTION  
USE



35%  
TOTAL  
STOCK  
USE



35.23%  
NON-  
FICTION  
USE




★ 17.2:1 ★  
FICTION TO EBOOKS



\$2 078 215.39

COLLECTION VALUE



**24%** OF COLLECTION  
< 11 YEARS OLD

**10%** OF COLLECTION  
< 5 YEARS OLD

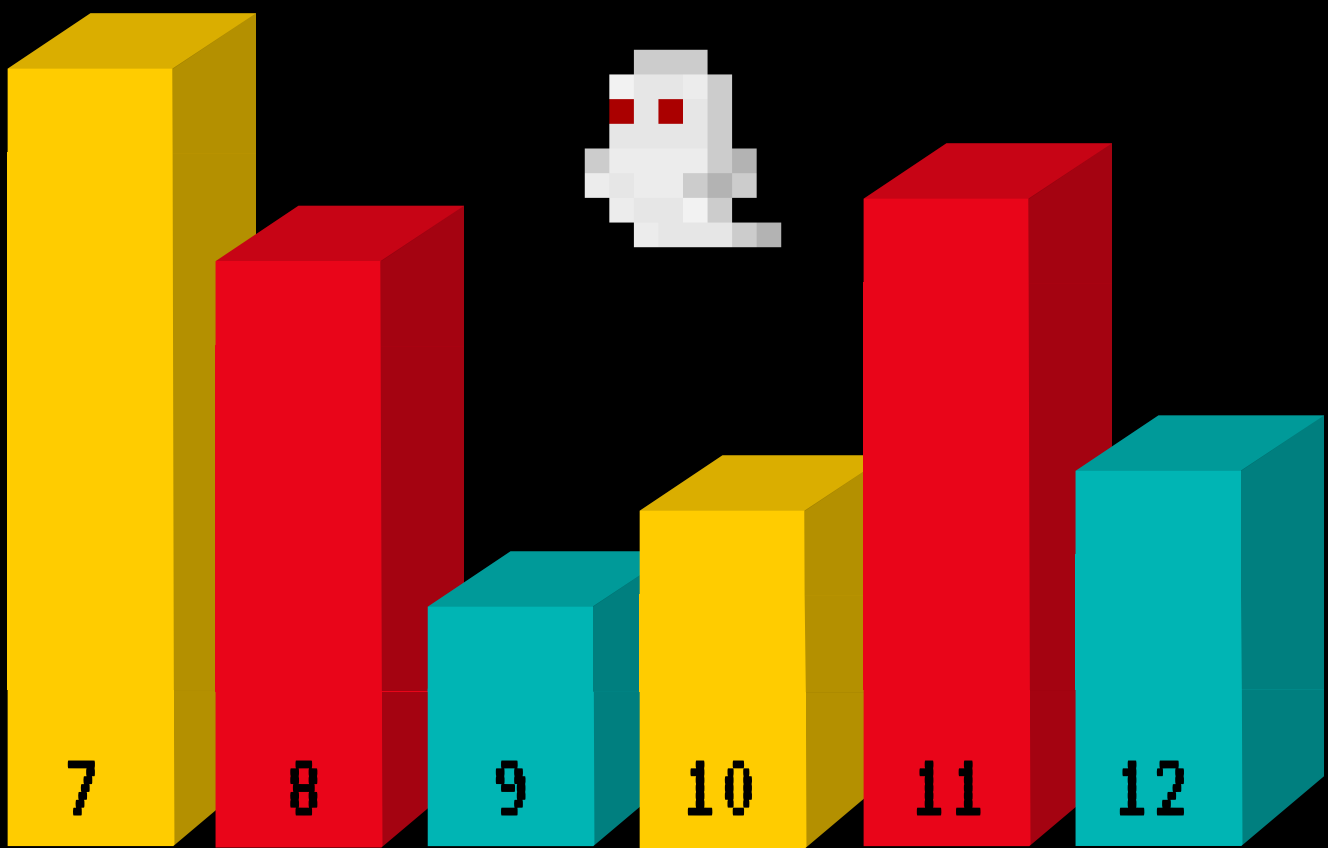


**55.1%**  
FEMALE



**44.9%**  
MALE

▶ **2393** STAFF INTERACTIONS



INTERACTIONS PER GRADE

**914** LIBRARY BOOKINGS



**24%** ON LAST YEAR

LIBRARY SPACES USED FOR:

- CLASSES
- MAKERSPACES
- MEETINGS
- COMPETITIONS
- TUTORIALS
- TUTOR/PC
- GAMES GROUPS
- BOOKCLUB
- PARENT/TEACHER
- RESEARCH

