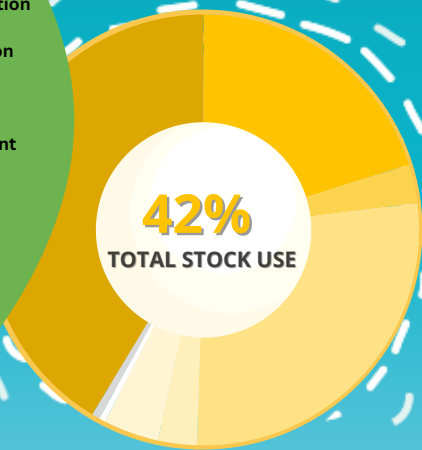


- Fiction 7987
- Senior Fiction 1160
- Non-Fiction 10916
- Class Sets 1162
- Department 1656
- STAS 185
- eBooks 238
- ClickView 16436



2636  
LIBRARY LESSONS

# Read Grow Inspire

Reading for pleasure is the real winner of 2023.

Our students are reading and borrowing more than ever, with nearly 10000 fiction books borrowed.

69426  
FOOT TRAFFIC

92848  
eRESOURCES USE

52323  
INTERACTIONS

18%  
OF SCHOOL  
SERVICED EACH DAY

12979  
ITEMS CHECKED OUT  
2631 RENEWALS

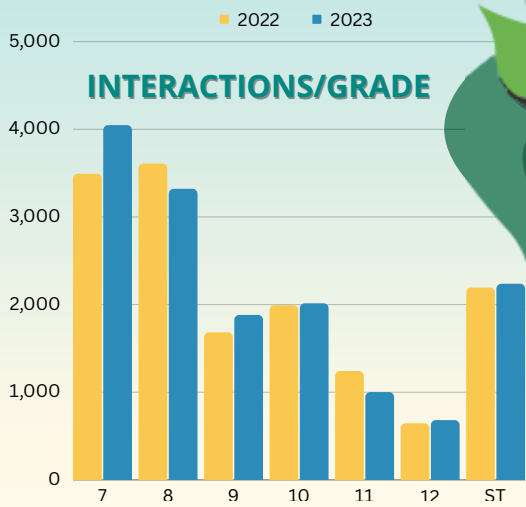
1160  
SENIOR FICTION  
33%

7987  
FICTION USE  
102%

10916  
NON-FICTION USE  
59%


1162  
CLASS SET CKO  
49%

7814  
INHOUSE CHECK-IN  
14%



Circulation is measured in "interactions" which is a quantifiable data input on the Library system.

This doesn't include research help, reader advisory, behaviour management or technical help.



STATISTICS  
JAN-OCT 2023



## 2024 ACTIONS FOR YOU

- KEEP READING FOR PLEASURE
- USE LIBRARY SERVICES AND RESOURCES
- REACH OUT TO US