



## St James Lutheran College Annual Report 2018 (Based on 2017 data)

### School Sector:

Independent

### School's Address:

138-172 Pantlins Lane, Urraween, Qld, 4655

### Total Enrolments:

609

### Year Levels Offered:

Prep to Year 12

### Co-educational or Single Sex:

Co-educational

### Characteristics of the Student Body:

Year Level	Male	Female	Total	SWD	Indigenous
P	17	21	38	1	1
1	25	21	46	3	3
2	23	18	41	3	3
3	22	19	41	3	1
4	28	22	50	2	2
5	31	25	56	3	1
6	25	21	46	3	1
7	27	43	70	9	2
8	27	27	54	1	5
9	22	23	45	1	0
10	23	31	54	6	3
11	13	16	29	2	3
12	18	21	39	6	2
TOTAL	301	308	609	43	27





## Distinctive Curriculum Offerings:

### Curriculum

At St James Lutheran College, we offer a high quality Lutheran education through a curriculum program made up of subject areas across the Junior, Middle and Senior Schools that form a holistic, foundational learning experience for students.

Our curriculum program has been carefully aligned to the Australian Curriculum. Our suitably qualified teachers are committed to best practice in curriculum planning, assessment and reporting to ensure a well-aligned and appropriately documented learning experience for student to meet the needs of the children; their academic, social, emotional, physical and spiritual development. To cater for individual students, teachers employ a diverse range of teaching strategies and resources and embrace flexible learning spaces to engage students with their learning journey. Teachers at St James have access to numerous technological innovations to ensure that Information and Communication Technologies (ICTs) are embedded across the curriculum.

### Junior School Curriculum – Prep to Year 6

The Junior School places a strong focus on the development of sound Literacy and Numeracy skills, taught within the framework of the Australian English and Mathematics Curriculum. Teachers dedicate a significant amount of time each day towards Literacy and Numeracy development.

Apart from English and Mathematics, the other core curriculum areas taught in the Junior School are Christian Studies, Science, Humanities and Technologies. These learning areas may be taught in either integrated or single subject units of work, appropriate to the developmental needs of students.

Junior School students engage in a number of specialist subjects each week, including;

- Language Other Than English (LOTE) – Japanese
- The Arts
- Health and Physical Education (HPE)

Appropriately qualified and caring teachers, within dedicated classroom environments, support and nurture children's learning experiences.

### Middle School Curriculum (Year 7 to Year 9)

At St James Lutheran College, we acknowledge the unique needs of learners in the Middle School, and have therefore designed our curriculum program to meet the needs of adolescents for a sense of belonging and an inquiry-based learning environment, as well as opportunities to work as corporate beings in a group context and engage their creative sensibilities.

The core curriculum offering in the Middle School comprises of:


- Christian Studies
- English
- Mathematics
- Science
- Humanities and Social Sciences (History, Geography, Civics and Citizenship, Economics and Business)
- Health and Physical Education (HPE)
- Japanese (compulsory for Year 7 - elective in Years 8 to 12)

Appropriately qualified key teachers in each area within dedicated classroom environments drive these learning experiences.

Year 7 student's cycle through a series of elective options:

- Outdoor Education
- Digital Technologies





Year 7 to Year 9

- Home Economics
- Visual Arts
- Performing Arts
- Technology Studies

Year 8 and 9 students select three elective subjects per semester. These elective subjects run concurrently for all students in both year levels.

- Japanese
- Sports Excellence
- Dance
- Drama
- Visual Arts
- Business Studies
- Hospitality
- Marine Studies
- Digital Technology
- Agricultural and Environmental Sciences
- Fabrics Technology
- Design Technology (wood/metal work)
- Photography
- Outdoor Education
- Robotics


### **Senior School Curriculum (Year 10 to Year 12)**


St James Lutheran College delivers a Senior School curriculum program with subject offerings that are based on the Australian Curriculum, Assessment and Reporting Authority (ACARA) courses and the Queensland Curriculum Assessment Authority (QCAA) syllabus.

#### **Year 10 students will engage in the following core subjects:**

- Christian Studies
- English
- Mathematics
- Science (including Biology, Chemistry, Physics and Marine Biology)
- Humanities ((History and Geography)
- Health and Physical Education (HPE)

The following elective subjects will also be offered of which students select three per semester.

- Japanese
  - Sports Excellence
  - Dance
  - Drama
  - Visual Arts
  - Business Studies
  - Hospitality
  - Marine Studies
  - Digital Technologies
  - Fabrics Technology
  - Design Technologies
- 

- 
- Robotics
  - Agricultural Science
  - Outdoor Education

### **Senior School Courses of Study**

#### **Core Subjects**

- English (OP) or English Communication (non OP)
- Mathematics A
- Mathematics B
- Prevocational Mathematics (non OP)
- Religion & Ethics

#### **Electives**


- Ancient History (OP)
- Biological Science (OP)
- BCT (OP) Business & Communication Technology
- Chemistry (OP)
- Dance (OP)
- Hospitality (Vet-Cert II)
- Japanese (OP)
- Marine Science (OP)
- Mathematics C (OP)
- Physical Education (OP)
- Physics (OP)
- Recreation Studies (SAS)
- Outdoor Recreation (Cert II)
- Visual Arts (OP)
- Visual Arts in Practice (SAS)
- Geography (OP)
- Legal Studies (OP)
- Information Technology Systems (OP)
- Engineering (Vet-Cert II)
- Engineering Skills (SAS)
- Business Studies (SAS)
- Science in Practice (SAS)
- Crime & Justice Studies (Cert IV)

#### **Vocational Education and Training Pathways**

Vocational education and training (VET) is an option for students in Year 10 to Year 12. VET qualifications and options include:

- Certificate I, Certificate II, Certificate III
- Traineeships and Apprenticeships

These qualifications can contribute credit towards a Queensland Certificate of Education. Students who wish to follow a vocational pathway will need to choose 6 subjects (solely Authority Registered OR a combination of Authority and Authority Registered OR PLUS VET Qualifications OR a Traineeship /Apprenticeship.)







## Extra-curricular Activities:

There are a variety of extra-curricular activities offered at St James Lutheran College. Some are weekly and others occur according to the school season. The most commonly occurring extra-curricular activities include the following:

- St James Netball Club – competes in Saturday fixtures at the local PCYC
- St James Oztag Club – competes in fixtures every Thursday afternoon/evening
- St James Basketball – competes in Friday fixtures at the local PCYC
- Running club – on College grounds every Monday afternoon
- Fitness & Athletics clubs – on College grounds every Wednesday and Thursday mornings
- Gardening, Chess, Dance, Knitting & Fishing clubs – run during lunch hours
- Participation in Sports Gala Days with other local schools
- Participation in ICAS & Australian Maths Competitions
- Participation in Local Anzac Day marches
- St James Choirs and Bands
- Readers Cup

## Social Climate:

### Pastoral Care

St James Lutheran College prides itself on our high levels of Pastoral Care. All members of our community are valued and made to feel safe and welcome. Teachers work hard to make authentic connections between home and school and the college has deliberate structures in place to ensure students' pastoral needs are well met.

These structures include:


- Timetabled Pastoral Care lessons
- A Class Carers Program
- Morning devotions
- Weekly chapel services
- Involvement in the college of the congregational pastor
- Connected and committed teaching staff
- Social and emotional learning programs
- Access to community support program

## Parental Involvement:

At St James Lutheran College, we believe we enter into partnership with parents in education of their child and seek to support them in their endeavour to raise their children as Christians in a secular society.

We have a large volunteer base made up of parents, grandparents and members of the St James Congregation that regularly volunteer in our classrooms. Each year we hold volunteer induction workshops encouraging families to become involved in their child's learning.

All parents and Carers are invited to join the Parents and Friends Association as they are an active and welcome group in our Community. The P & F host family friendly events each term and help provide additional resources for the school.



### Parent, Teacher and Student Satisfaction with the School:

St James Lutheran College undertakes a range of surveys and data gathering to gauge parent, teacher and student satisfaction with the School. Depending on the year, will indicate what form these surveys and data gathering takes place. In 2016 the College participated in Lutheran Education Australia's *Quality Schools* survey that sample parent, teacher and student satisfaction across the school. This was a significant nation-wide survey facilitated by *Educational Analytics*.

The information that this and other surveys give us, help the College to improve and keep track of its performance across a range of areas.

### Contact Person for Further Information:

Title: Business Manager – Alan Aulsebrook

### School Income Broken Down by Funding Source:

<https://www.myschool.edu.au/school/47987/finances>

### Staffing Information

Full Time Staff	Part Time Staff	Teaching Staff	Non-Teaching Staff	Indigenous Staff
52	24	43	33	1

### Qualifications of all Teachers:

Qualification	Either detail the number or the percentage of classroom teachers and school leaders at the school who hold this qualification
Doctorate or higher	3 %
Masters	9 %
Bachelor Degree	88%
Diploma	NA
Certificate	NA

### Expenditure on and Teacher Participation in Professional Development:

#### a) Teacher Participation in Professional Development

Description of PD activity	Number of teachers participating in activity
Social & Emotional Learning, Inquiry Learning, LEA Accreditation sign off	100%
Total number of teachers participating in at least one activity in the program year	100%

## b) Expenditure on Professional Development

Total Number of Teachers	Total expenditure on teacher PD (as recorded in Financial Questionnaire)	Average expenditure on PD per teacher
43	\$109,977	\$2,557
The total funds expended on teacher professional development in 2017		\$109,977
The proportion of the teaching staff involved in professional development activities during 2017		100%
The major professional development initiatives were as follows:		
<ul style="list-style-type: none"> <li>• Social &amp; Emotional Learning</li> <li>• Inquiry Learning</li> </ul>		

### Average staff attendance for the school, based on unplanned absences of sick and emergency leave periods of up to 5 days:

Number of Staff	Number of School Days	Total Days Staff Absences	Average Staff Attendance Rate
43	188	265	96.7%
For permanent and temporary classroom teachers and school leaders the average staff attendance rate was 96.7% in 2017			

### Proportion of teaching staff retained from the previous year:

Number of permanent teaching staff at end of previous year	Number of these staff retained in the following year (the program year)	% retention rate
43	40	93.02%
From the end of 2016 93.02 % of staff were retained for the entire 2017 school year		



## Key Student Outcomes

### Average student attendance rate (%) for the whole school:

The average attendance rate for the whole school as a percentage in 2017 was 92.28%

### Average student attendance rate for each year level:

Year levels	Average attendance rate for each year level as a percentage in 2017
Prep	94.1%
Year 1	92.8%
Year 2	92.4%
Year 3	93.2%
Year 4	93.5%
Year 5	91.1%
Year 6	91.5%
Year 7	92.3%
Year 8	96.9%
Year 9	90.5%
Year 10	89.5%
Year 11	90.5%
Year 12	89.5%

### A description of how non-attendance is managed by the school:

Parents are asked to ring the school office on 4128 5525 or use our absentee app if students are going to be absent for the day. Chronic absences are in the first instance addressed by the classroom teacher. Each week St James prints an attendance report and flags any student that has a 10% or greater absence for the term. A letter is then sent home to families outlining the student's absenteeism. Families are required to sign and send back a tear off portion of the letter.

If absences continues families are asked to meet with Heads of School or the Principal so the College can work with the families to raise attendance rates.


### NAPLAN results for Years 3, 5 and 7 and 9 in 2017

For NAPLAN results please refer to the My School website

<http://www.myschool.edu.au/>

### Apparent Retention Rate Year 10 to 12:

Year 12 student enrolment as a percentage of the Year 10 cohort is 130%  
St James Lutheran College moved into Senior schooling in 2013 and in 2017 graduated our fourth cohort of Year 12 students.







### Year 12 Outcomes:

Outcomes for our Year 12 cohort 2017	
Number of students awarded a Senior Education Profile	39
Number of students awarded a Queensland Certificate of Individual Achievement	2
Number of students who received an Overall Position (OP)	20
Number of students who are completing or completed a School-based Apprenticeship or Traineeship (SAT)	3
Number of students awarded one or more Vocational Education and Training (VET) qualifications	24
Number of students awarded a Queensland Certificate of Education at the end of Year 12	36
Number of students awarded an International Baccalaureate Diploma (IBD)	0
Percentage of Year 12 students who received an OP1-15 or an IBD	85%
Percentage of Year 12 students who are completing or completed a SAT or were awarded one or more of the following: QCE, IBD, VET qualification	97%
Percentage of Queensland Tertiary Admissions Centre (QTAC) applicants receiving a tertiary offer	100%

