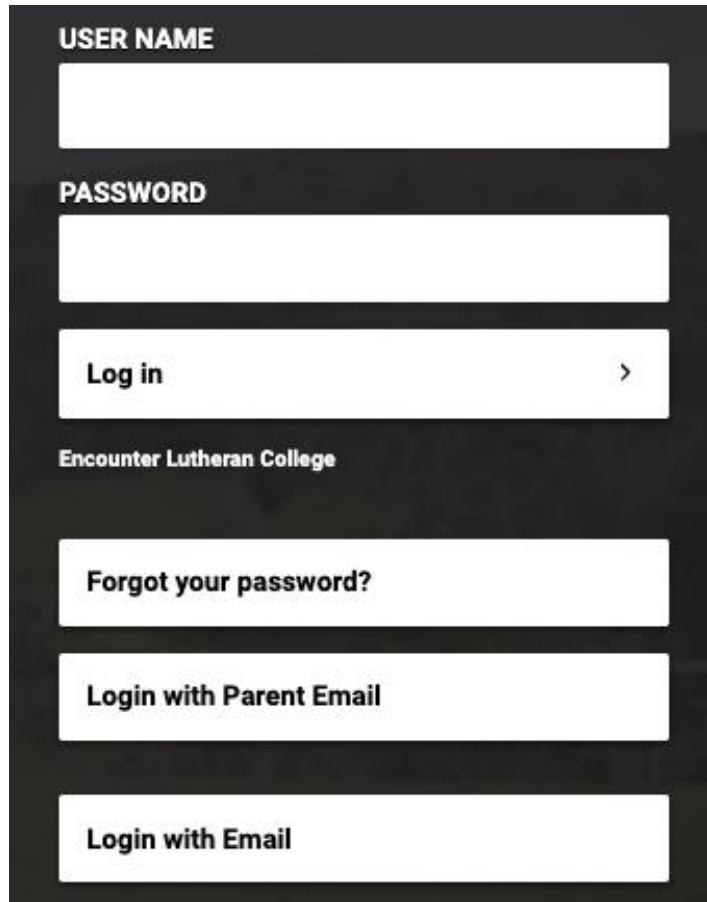


SEQTA ENGAGE URL: <https://engage.encounter.sa.edu.au/>

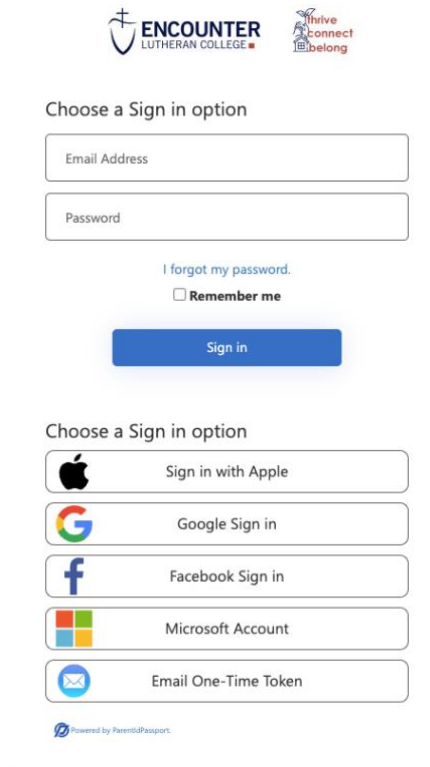
Once you have arrived on the SEQTA ENGAGE website, click on 'Login with Email'




The image shows a login form with a dark background and white text and input fields. The form contains the following elements from top to bottom:

- USER NAME**: A label above a white rectangular input field.
- PASSWORD**: A label above a white rectangular input field.
- Log in**: A button with the text "Log in" and a right-pointing chevron symbol (>).
- Encounter Lutheran College**: A small line of text below the login button.
- Forgot your password?**: A button with the text "Forgot your password?".
- Login with Parent Email**: A button with the text "Login with Parent Email".
- Login with Email**: A button with the text "Login with Email".

On the next page you will be presented with your log in options:



ENCOUNTER LUTHERAN COLLEGE 

Choose a Sign in option

Email Address


Password


[I forgot my password.](#)


Remember me


Sign in


Choose a Sign in option

 Sign in with Apple

 Google Sign in

 Facebook Sign in

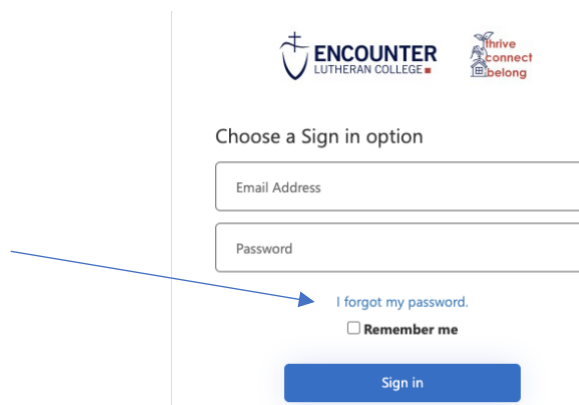
 Microsoft Account


 Email One-Time Token

Powered by ParentIDPassport

Enter in your email address and password. If you have forgotten your password, click:

I forgot my password



ENCOUNTER LUTHERAN COLLEGE 

Choose a Sign in option

Email Address

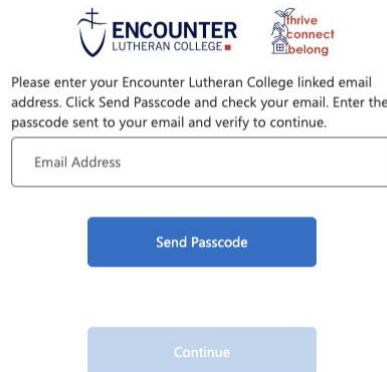
Password

[I forgot my password.](#)

Remember me

Sign in

This window will allow you to enter your email address and send a passcode to your email verifying your identity. Follow the on-screen instructions to continue resetting your password.




The form contains the following elements:

- ENCOUNTER LUTHERAN COLLEGE logo
- thrive connect belong logo
- Text: "Please enter your Encounter Lutheran College linked email address. Click Send Passcode and check your email. Enter the passcode sent to your email and verify to continue."
- Input field: "Email Address"
- Button: "Send Passcode"
- Button: "Continue"

Alternatively, choose one of the sign in options that's associated with your email address, this will take you to a separate sign in window. Use your email credentials to gain access to SEQTA Engage.

### Choose a Sign in option

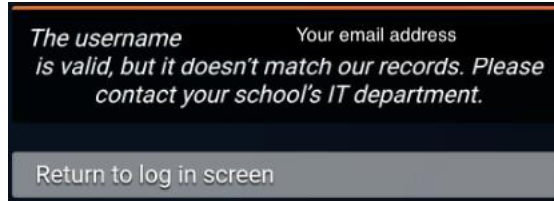


The form contains the following options:

- Sign in with Apple
- Google Sign in
- Facebook Sign in
- Microsoft Account
- Email One-Time Token

Powered by ParentIDPassport.

If you see the following error:



Please contact the school and the ICT Department will be able to resolve the issue.