

Concordia Lutheran College

Annual Report 2019



CONCORDIA
LUTHERAN COLLEGE



Welcome. Concordia Lutheran College is an independent coeducational College for students from Preparatory to Year 12 which seeks to provide quality Christian education in a caring environment.

DISCOVER MORE ABOUT OUR COLLEGE COMMUNITY

90%

OVERALL STUDENT
ATTENDANCE

94.1%

QTAC OFFERS



92%

2018-2019 STAFF
RETENTION RATE

100%

TEACHER
PARTICIPATION IN PL

Head of College Mr Adrian Wiles | **Council Chair** Mr Kyal Osborne

 280 FEMALE STUDENTS	 285 MALE STUDENTS	565 TOTAL STUDENTS	
138	153	274	29
HUME STREET CAMPUS	WARWICK STREET CAMPUS	STEPHEN STREET CAMPUS	INDIGENOUS STUDENTS

Boarding Years 7 to 12

21	28	13	20	16	49
MALE	FEMALE	INDIGENOUS	NON-INDIGENOUS	INTERNATIONAL	TOTAL

2019 Attendance Rate (%) by Year Level*

Prep – Year 6

93.1	91.5	93.6	94.1	87.0	92.4	94.4
PREP	YEAR 1	YEAR 2	YEAR 3	YEAR 4	YEAR 5	YEAR 6

Year 7 – Year 12

86.8	86.5	89.0	89.3	85.9	86.4	90%
YEAR 7	YEAR 8	YEAR 9	YEAR 10	YEAR 11	YEAR 12	OVERALL

*The average student attendance rate. Student's attendance at Concordia Lutheran College is recorded each day. Parents/caregivers are contacted if no advice/explanation has been given of a child's absence.

Retention Rate (%) Year 10 to Year 12

95.9	79.2	97.5	85.3	93.5	84.4
2014	2015	2016	2017	2018	2019

NAPLAN Results

ACARA identified Concordia Lutheran College as having demonstrated substantially above average gains in reading and/r numeracy, as measured by NAPLAN.

2019 results can be obtained from <http://www.myschool.edu.au>

Cocurricular Student Engagement

210 CHOIRS & ENSEMBLES	177 MUSIC & VOCAL LESSONS	278 SCHOOL SPORT	49 REPRESENTATIVE SPORT
----------------------------------	-------------------------------------	----------------------------	-----------------------------------

Learning Experiences

Boarding

- + Learning in Residence: Academic Support, Pastoral Care, Cocurricular Opportunities, Extra-curricular program



Christian Education

- + Worship: Staff and student led devotions
- + Christian Studies, The Rite Journey, Outdoor Education program at Googa OEC
- + Student support of local, national and international projects
- + Partner with Australian Lutheran World Service to sponsor partner village in Cambodia
- + Ministry, Mission and Wellbeing Committee (staff and student membership)



Intensive Literacy

- + Intensive Literacy in Prep (InitialLit), Year 1 and Year 2 (MiniLit), MacqLit, MultiLit, Soundwaves



LOTE

- + German Year 5 to Year 12



Outdoor Education

- + Bush Prep
- + Camps for Years 3 to 11
- + Year 9 four-week outdoor education program



Sport

- + Inter-House swimming, cross country, track and field carnivals
- + District, Regional and State Representative competitions
- + QCIS and TSSS – swimming, cross country and track and field carnivals
- + College Teams – Volleyball, Rugby 7s, Basketball, Soccer, Futsal, Netball, Water Polo, Kokoda Challenge, Equestrian and Australian Rules Football



The Arts

- + Year 3 String Instrument Program
- + Year 5 Band Instrument Program
- + Junior College String Ensemble
- + Junior College Band
- + Senior College Concert Band and Big Band
- + Small ensembles – Saxophone Quartet, Flute Ensemble, Percussion Ensemble and Senior Vocal Ensemble
- + Junior and Senior College Choirs
- + Biannual Musical Productions
- + Performance opportunities: solo and chamber ensemble recitals, large ensemble concerts, competitions and Eisteddfods, music camps and tours
- + Dance Team and Drama Club



Our Staff

To find out more about Our Staff contact enquiries@concordia.qld.edu.au



88
WOMEN
ON STAFF

32
MEN
ON STAFF

2
TOTAL
INDIGENOUS STAFF

60
TOTAL
TEACHING STAFF

62
TOTAL
SUPPORT STAFF

8
TOTAL BOARDING
SUPPORT STAFF

100%
+ TEACHERS REGISTRATION
+ SUPPORT STAFF WITH BLUE CARD

\$87,458
INVESTMENT IN
PROFESSIONAL
LEARNING (PL)

2,225
PL HOURS
ENGAGED WITH BY
STAFF IN 2019

97%
STAFF
ATTENDANCE

92%
2018-2019 STAFF
RETENTION RATE

Level of Attainment	Number of Staff
Doctorate	2
Masters	12
Post Graduate Diploma/ Certificate	12
Bachelor Degree	29
Diploma/Certificate	5

Staff Learning

Professional Learning opportunities are provided for both teaching and non-teaching staff. The Staff Development Program has been compiled to include support and growth in the following three areas:



Educational

- Implementation of new QCE system for Senior students and associated QCAA online accreditation courses for all Senior teachers
- Continued implementation of Visible Learning practices through externally facilitated workshops and training
- Variety of health and awareness training, including Youth Mental First Aid; Curriculum and Mental Health; Diabetes First Aid



Theological

- Staff worship with Holy Communion once per term
- Staff induction to the Lutheran Church, Lutheran Schools and Lutheran theology
- Networking and professional learning opportunities with other Lutheran Schools



Personal

- Senior schoolteachers completing QCAA training in preparation for the new QCE system

Find out more about Sources of School Funding at <https://www.myschool.edu.au/>

Our Community

To find out more about Our Community contact enquiries@concordia.qld.edu.au

Lutheran schools in Queensland understand the important role parents play in the education of their children. Without a supportive home environment, the capacity of schools to maximise each child's learning is limited. When teachers, parents and the community work together to support each child, the child thrives.

There are many different ways that parents can assist their children to be successful in their learning journey within a Lutheran school.

✓ Communication

- Class Teacher emails
- Weekly College Newsletter
- Parent Handbooks
- Year Book
- Prospectus
- Facebook
- College App
- Seesaw
- Website - My CLC
- Middle and Senior College Handbooks
- Concordia Careers website
- Various Parent, Student & Staff Surveys were conducted

✓ Class Support

- Sporting Program
- Swimming Program
- Reading Program
- Excursions and Camps
- Liaising with teachers regarding community facilities and events

✓ Participation

- Class Events
- Open Days
- Special Evenings
- Parent Interviews
- Information Evenings
- Sporting Carnivals
- Assemblies
- Worship/Special Worship Services
- Music and Sporting Events
- Special Days

✓ P&F Activities

- Regular meetings
- Fundraising
- Special Events eg Welcome BBQs

✓ Voluntary Support

- Classroom Help
- Library Help
- Fund Raising
- Financial Gifts
- Camp Helpers
- Sport Coaches
- Arts Program
- Healthy Minds

2019 Parent Exit Survey

★★★★
QUALITY OF TEACHING

★★★★
CHRISTIAN VALUES & ETHOS

★★★★
EDUCATIONAL FACILITIES

Junior College Spelling Survey

65%
OF STUDENTS FELT THEIR SPELLING HAD IMPROVED

Staff Pulse Survey

79%
OF STAFF SAY THEIR JOB MAKES THEM FEEL POSITIVE ABOUT THEMSELVES

Our Online Community



Website Analytics

1 January 2019 to 31 December 2019

Users	35,829 ↑ 35.29%
Page views	184,779 ↓ 5.67%

Facebook Page Likes

1 January 2019	4113
31 December 2019	4378
Total increase	↑ 6.44%

Pastoral Care

- Dedicated Middle College and Senior College Coordinators overseeing student needs
- College Counsellor available for students
- Chaplains available on each campus
- Promoting a growth mindset among the College community
- Restorative practices utilised to promote healthy relationships



Our Graduates

To find out more about Our Graduates contact enquiries@concordia.qld.edu.au

27
SENIOR STATEMENT

25
QCE

21
OVERALL POSITION (OP)

4
APPRENTICESHIP OR TRAINEESHIP

1
VET QUAL

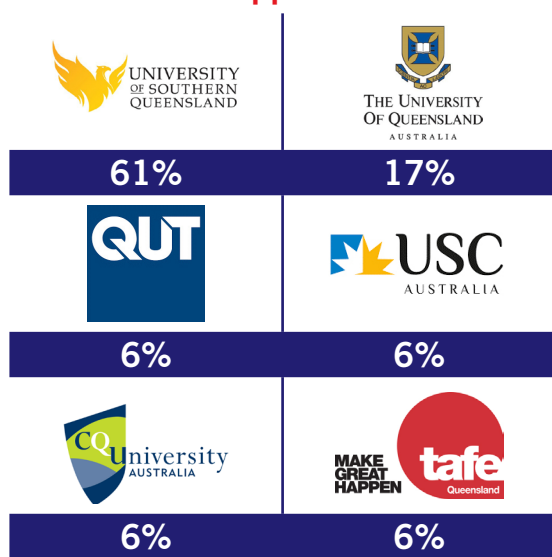
71%
OP 1-15/IBD

93%
SAT & QCE

94.1%
QTAC OFFERS

During the 2019 year, no students enrolled in the QCIA or IBD programs

Post-School Institutions of Year 12 QTAC Applicants in 2019:



95%
APPLIED AND RECEIVED OFFER

95%
RECEIVED THEIR FIRST PREFERENCE

Fields of Study	Total
Agriculture, Environmental & related studies	1
Creative Arts (Music, Graphic Design, Communication & Media)	1
Education	1
Engineering	2
Health	5
Information Technology	1
Society & Culture (Law, Economics, Psychology, Sport & Recreation)	7
Total	18

Next Step Destination Survey 2019

- Conducted March – June 2020
- Students participated online or via a computer-assisted telephone interview
- 2019 Results available in September 2020



55.6%
PARTICIPATION IN NEXT STEP SURVEY

Visit the [website](#) for more information about *Next Steps*

Main Destination in 2020

