




COBRAM ANGLICAN GRAMMAR SCHOOL

How to install Microsoft Teams and sign in on Android

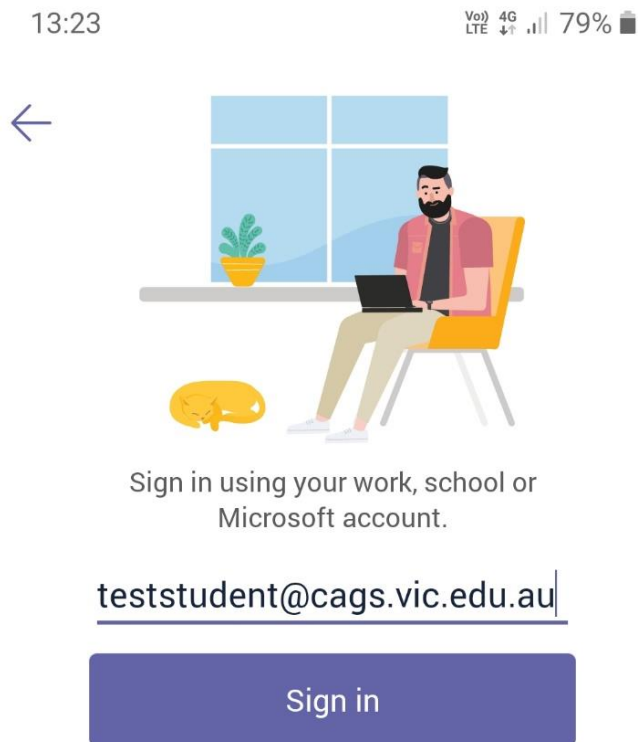
1. Open the Play store and search 'Microsoft Teams'.
2. Then download the Microsoft Teams app.



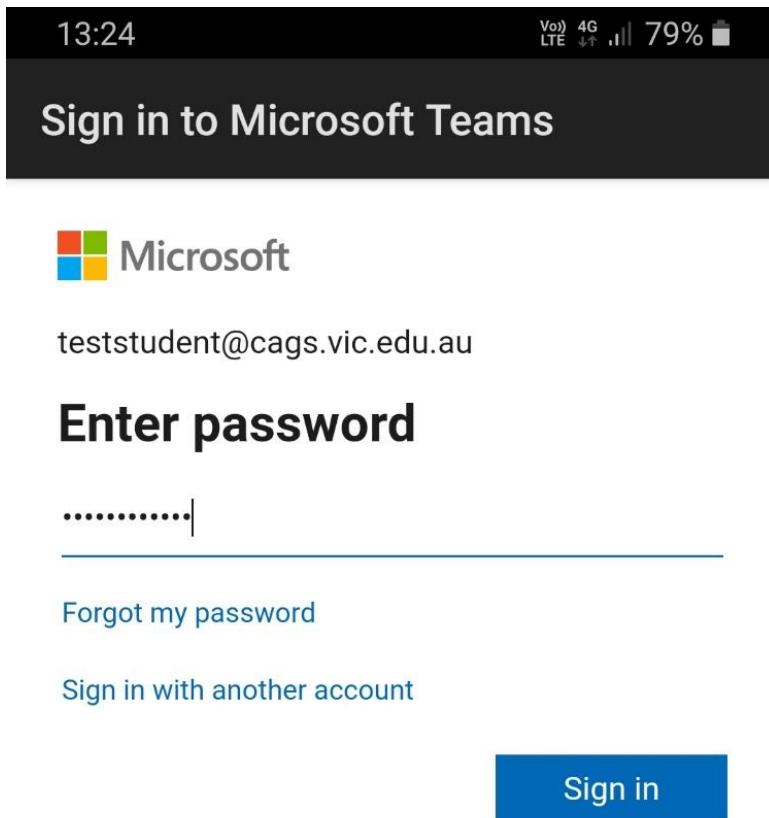
3. Now open the app and click Sign in.



4. Then Enter your school email address (e.g. 'test.student@cags.vic.edu.au') and click Sign In.



5. Then enter your school network/email password (the password you use to sign in to the school's computer or school email) and again click Sign in.



6. Wait a few moments for Microsoft Teams to sign you in. Once this screen appears your all done, Microsoft Teams is now installed and you have successfully signed in to it.



You'll find notifications here

Stay on top of relevant activity, such as mentions, likes, and replies.