



## COBRAM ANGLICAN GRAMMAR SCHOOL


### How to install Google Classrooms and sign in on IOS

1. Open the App store and search 'Google Classrooms'.
2. Then download the Google Classrooms' app.

11:18 am Thu 26 Mar

54%

[Search](#)



### Google Classroom

Instant. Paperless. Easy.



4.3 ★★★★★  
5.73K Ratings

#2  
Education

4+  
Age



#### What's New

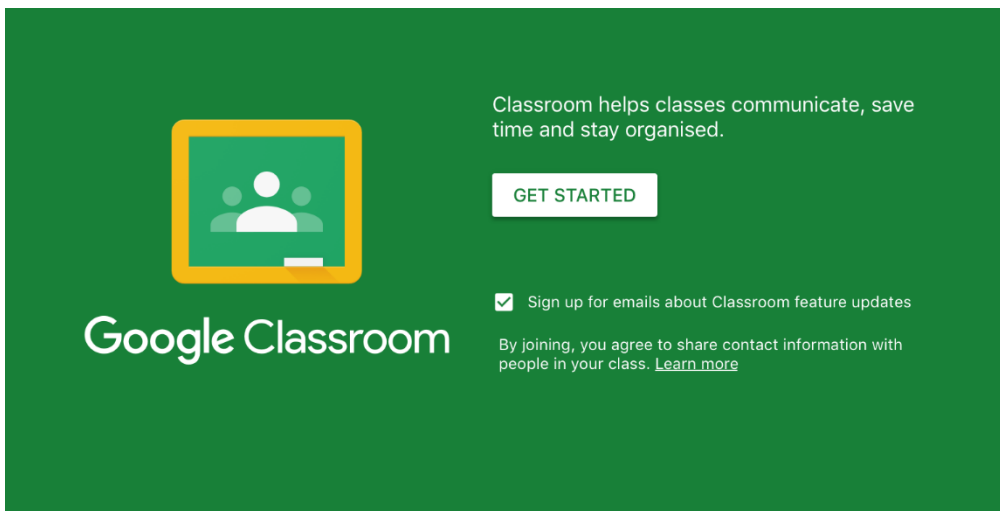
\* Bug fixes and performance improvements

[Version History](#)

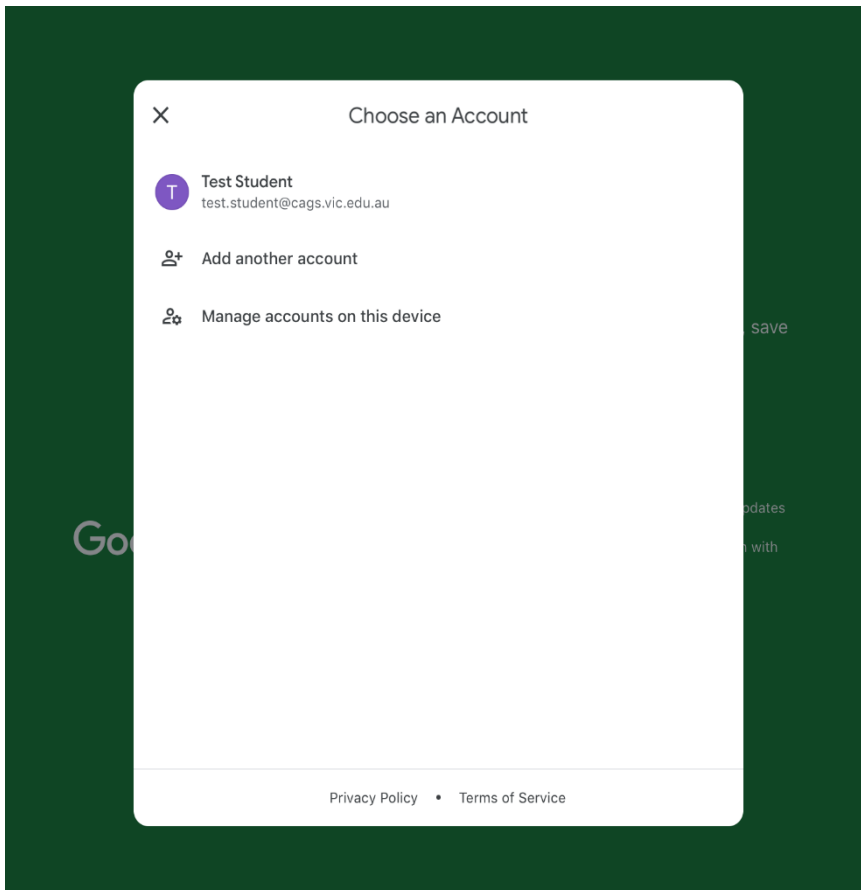
2d ago

Version 2.202...

3. Once Classrooms is finished downloading, open it and click Get Started.



4. Now choose the account you will sign in to Classrooms with, the account must be a school provided '@cags.vic.edu.au' account to work with Classrooms (your own personal Google account won't work).

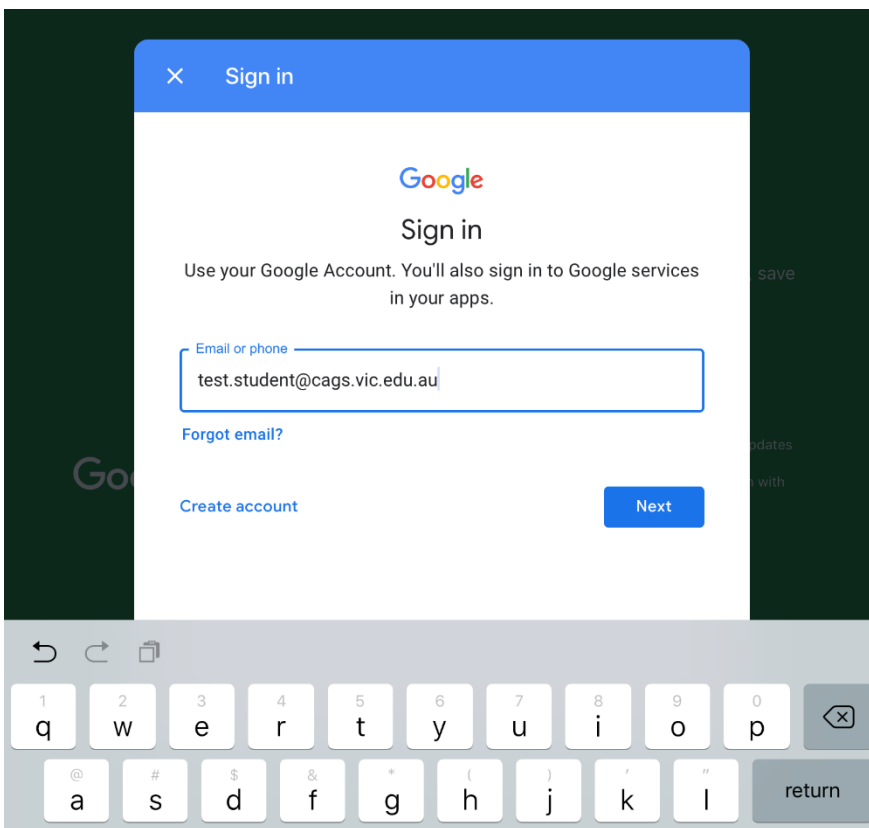


A. If your '@cags.vic.edu.au' account is already listed click on it, then skip to **step 7**

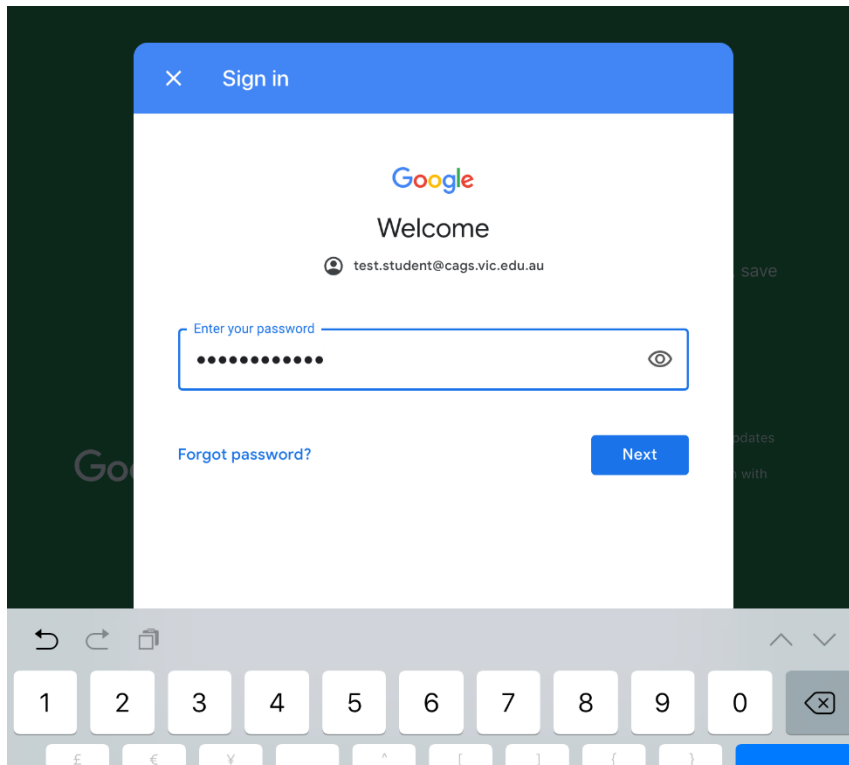
Or

B. If your '@cags.vic.edu.au' account is not listed, click on add another account.

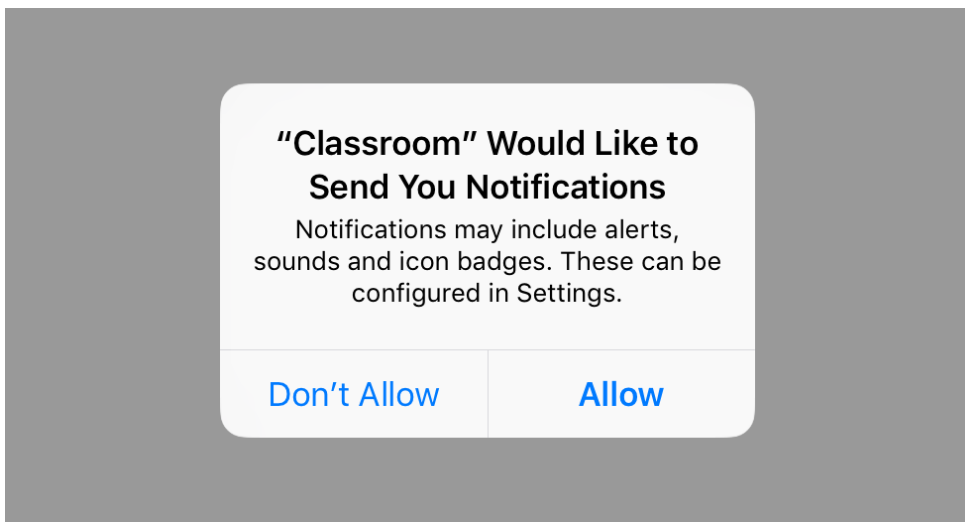
5. Then enter your school email address (e.g. 'test.student@cags.vic.edu.au') and click Next.



- Then enter your school network/email password (the password you use to sign in to the school's computers and school email) and click Next.



- The you must allow Classrooms to send Notifications.



8. Once this screen (or similar) appears your all done, Google Classroom is now installed and you have successfully signed in to it.

11:29 am Thu 26 Mar

53%



Google Classroom



Y7 Maths

James Noonan

Y7 English

James Noonan

Y7 Humanities

James Noonan

